

JOBSITE PACKAGE

IMPORTANT DOCUMENTS ENCLOSED

PLEASE REVIEW



WARNING: The handling, storing, installing, restraining and diagonal bracing of structural building components requires specialized training, clearly implemented procedures, and careful planning and communication among the contractor, crane operator and installation crew. Handling and installing components without appropriate training, planning and communication greatly increases the probability of an accident resulting in property damage, serious personal injury and/or death.

Prior to truss installation, the documents should be examined and disseminated to all appropriate personnel, in addition to proper training and a clear understanding of the installation plan, any applicable fall protection requirements, and the intended restraint and bracing requirements. **Trusses over 60 feet (18,288 mm) in length are very dangerous to install and may require complex installation and permanent bracing. Please always consult a Registered Design Professional.**

Examine the building, the building's structural framing system, bearing locations and related installation conditions. Begin component installation only after any unsatisfactory conditions have been corrected. Do not cut, modify or repair components. Report any damage before installation.


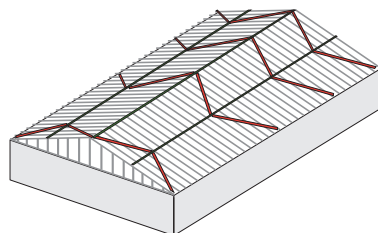
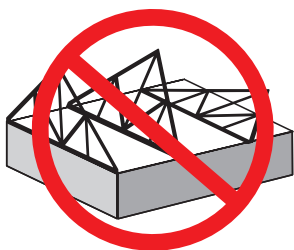
The enclosed documents are offered as minimum guidelines only. Nothing contained in this JOBSITE PACKAGE should be construed in any manner as expanding the scope of responsibility of, or imposing any additional liabilities on, the truss manufacturer.

ADVERTENCIA: El manejo, almacenamiento, instalación, restricción y arrioste diagonal de componentes estructurales de construcción requieren entrenamiento especializado, procedimientos claramente implementados, y planificación y comunicación clara entre el contratista, operador de grúa, y los obreros de instalación. El manejo e instalación de componentes sin el entrenamiento suficiente, planificación ni comunicación adecuada aumenta la probabilidad de un accidente que pueda resultar en daño a propiedad, la herida seria o la muerte.

Antes de la instalación de trusses, los documentos adjuntos deben ser examinados y difundidos a todo el personal apropiado, además del entrenamiento pertinente y un entendimiento claro del plan de instalación, cualquier requisito aplicable de la protección contra la caída y los requisitos de arrioste y restricción previstos. **La instalación de trusses más de 60 pies (18,288 mm) de largo es muy peligrosa. Siempre consulte a un Profesional de Diseño Registrado.**

Examine la estructura, el sistema de armazón estructural del edificio, ubicaciones de soporte y las condiciones de instalación correspondientes. Solamente comience con la instalación de componentes después de que todas condiciones insatisfactorias han sido corregidas. No corte, modifique, ni repare los componentes. Informe cualquier daño antes de la instalación.

Los documentos adjuntos se ofrecen solamente como pautas mínimas. Nada de lo incluido en este PAQUETE DE OBRA debe ser interpretado de manera que exceda el alcance de la responsabilidad del fabricante de trusses, ni en forma de tal que imponga responsabilidades adicionales sobre éste.



To view a non-printing PDF of this document, visit www.cfsc.sbcindustry.com/cfsjobsitecs.

FOR DESIGN RESPONSIBILITIES SEE REVERSE

The text appearing below has been paraphrased and reproduced from **AISI S214-07/S2-08, Supplement 2 to The North American Standard for Cold-Formed Steel Framing – Truss Design**. For reference, the numbers in parentheses refer to specific AISI S214-07/S2-08 sections. Refer to AISI S214-07/S2-08 for complete text and definitions. For information on design responsibilities, contact your Truss Manufacturer or CFSC at 608/274-4849 or www.cfsc.sbcindustry.com.

CONSTRUCTION-RELATED ITEMS

The contractor shall not proceed with the truss installation until the truss submittal package has been reviewed by the building designer and/or the registered design professional for the building (B5.3). The building designer or registered design professional for the building shall review the truss submittal package for compatibility with the building design. All such submittals shall include a notation indicating that they have been reviewed and whether or not they have been found to be in general conformance with the design of the building (B4.3).

The building designer and/or registered design professional for the building shall be permitted to specify the method of the permanent individual truss member restraint/bracing in accordance with Section B6 (B4.5).

When permanent individual truss member restraint/bracing is required, it shall be accomplished by one of the following methods: (a) standard industry permanent individual truss member restraint/bracing details supplied in accordance with B3.4, (b) truss member reinforcement designed by the truss design engineer or truss designer to eliminate the need for permanent individual truss member lateral restraint and diagonal bracing. The permanent individual truss member reinforcement design and details shall be noted/shown on the truss design drawings or on supplemental truss member buckling reinforcement details provided by the truss design engineer or truss designer, or (c) a project-specific permanent individual truss member restraint/bracing design specified by any registered design professional, as specified in the contract documents and/or construction documents, and supplied in accordance with B3.4 (B6).

The contractor is responsible for the construction means, methods, techniques, sequences, procedures, programs, and safety in connection with the receipt, storage, handling, installation, restraining, and bracing of the trusses (B5.4). The contractor shall ensure that the building support conditions are of sufficient strength and stability to accommodate the loads applied during the truss installation process. Truss installation shall comply with installation tolerances shown in the standard industry details (e.g. CFSB1). Installation restraint/bracing for the truss system and the permanent individual truss member restraint/bracing for the completed building in accordance with Section B6 and any other construction work related directly or indirectly to the trusses shall be installed by the contractor (B5.5).

The contractor is responsible for ensuring that truss members and components are not cut, notched, drilled, spliced, or otherwise altered in any way without written concurrence and approval of any registered design professional. Alterations resulting in the addition of loads to any member (i.e., HVAC equipment, piping, additional roofing or insulation, etc.) shall not be permitted without verification by the truss design engineer or truss designer that the truss is capable of supporting such additional loading (B5.6).

TRUSS MANUFACTURER RESPONSIBILITIES

Where required by the construction documents, or contract or the building official, the truss manufacturer shall provide the appropriate truss submittal package, including the truss design drawings, and, as applicable, the truss placement diagram, the cover/truss index sheet, lateral restraint and diagonal bracing details designed in accordance with generally accepted engineering practice, applicable permanent individual truss member restraint/bracing details, and any other structural details germane to the trusses, to one or more of the following: building official, building designer, registered design professional for the building, and/or contractor for review and/or approval (B3.4).

The truss placement diagram identifies the assumed location for each individually designated truss and references the corresponding truss design drawing. The truss placement diagram shall be permitted to include identifying marks for other products including structural elements, so that they may be more easily identified by the contractor during field installation. When the truss placement diagram serves only as a guide for truss installation and requires no engineering input, it does not require the seal of any truss design engineer or registered design professional (B3.3).

In preparing the truss submittal package, the truss manufacturer shall be permitted to rely on the accuracy and completeness of information furnished in the construction documents or otherwise furnished in writing by the building designer or registered design professional for the building, and/or contractor (B3.5).

The truss manufacturer shall manufacture the trusses in accordance with the final truss design drawings, using the quality criteria required by the manufacturer's quality control program unless more stringent quality criteria is required by the owner in writing or through the construction documents (E1).



www.cfsc.sbcindustry.com



WTCA – Representing the Structural Building Components Industry

608/274-4849 • www.sbcindustry.com

CFSJobsiteCS 080723

Copyright © 2008 WTCA – Representing the Structural Building Components Industry All Rights Reserved.

Reproduction of this document, in any form, is prohibited without written permission from WTCA. This document should appear in more than one color.

Disclaimer

This copyrighted document is a secure PDF, and while it can be opened, saved and emailed, it cannot be printed. To order copies or receive a complimentary hard copy, contact WTCA at 608/274-4849.